

## Halsail For Mobiles

You can use Halsail on your mobile phone to help with running the race.

- Log starters
- Log finishers and times
- Calculate results

---

### **Important**

*You must keep a parallel paper record in case things go wrong such as:*

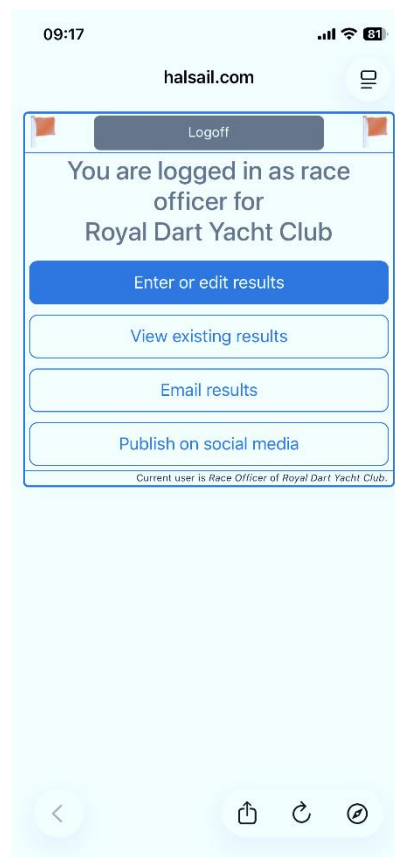
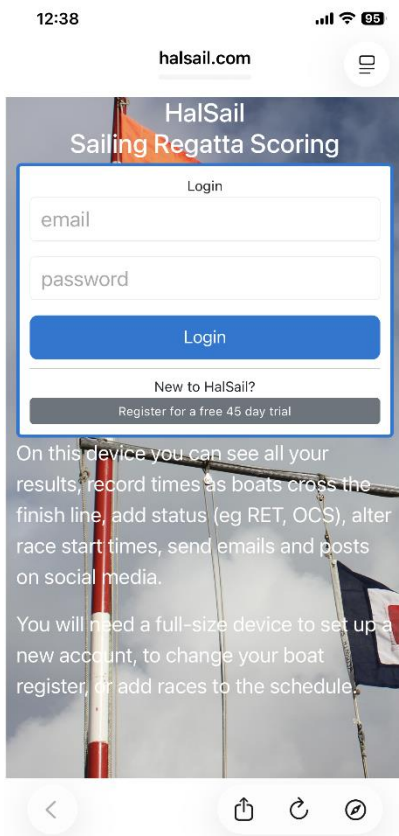
*Touch screen gets wet and fails to work*

*Lose mobile reception*

*Several boats finish at the same time*

---

**Step 1:** In Safari / Google access [www.halsail.com](http://www.halsail.com) and login using the normal halsail login ([regatta@royaldart.co.uk](mailto:regatta@royaldart.co.uk) + password).

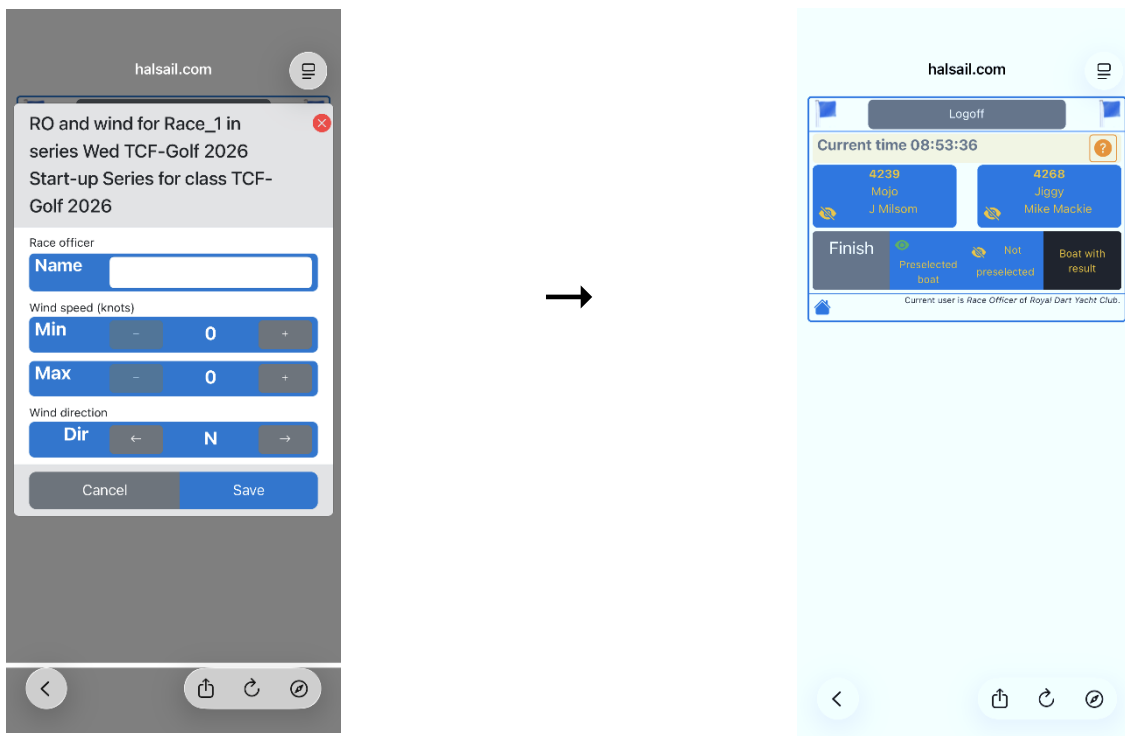


**Step 2:** Select Enter or Edit Results and select today's races. Make sure you select ALL the races. Then select 'Preselect Boats'



**Step 3:** Select all the boats coming to the start line. Remember to make a paper record as well!

**Step 4:** Select 'Enter Results' then Enter RO Details and wind and then 'Save'. This moves you to the Finish screen.



**Step 5:** At the end of the first lap, the Timekeeper and Recorder should make a paper record of lap times in case the wind fails on lap 2.

---

***Do Not use the Halsail app to record lap 1 times unless boats are finishing***

---

**Step 6:** As boats cross the line to finish, select 'Finish' to record their time automatically.

Make sure your Timekeeper and Recorder are also taking a record of finishers in case of errors.

**Step 7:** After the last boat finishes, you can review the results to make sure the paper and Halsail results tally. Errors can be rectified on the Sailing Office computer on your return.